




A COMPLETE PHONICS RESOURCE
TO SUPPORT CHILDREN

Teach reading: change lives

Parent workshop: Phonics and early reading in Reception, Phase 2
(Autumn 1)



Little Wandle Letters and Sounds Revised

Our school uses *Little Wandle Letters and Sounds Revised* as our Systematic Synthetic Phonics (SSP) programme to teach early reading and spelling.





Phonics is:

**making connections between the sounds
of our spoken words and the letters that
are used to write them down.**



Terminology

Grapheme

A letter or group of letters used to represent a phoneme.

Digraph

2 letters- 1 sound.

Trigraph

3 letters- 1 sound.

Blend

Combining individual phonemes into a whole word, through from L-R. Needs lots of practice- starts with blending orally.

Segment

Identifying all of the individual phonemes in a word from L-R. Counting sounds on fingers is really helpful- we practise orally before beginning to write words.

Phoneme

The smallest unit of sound that can be identified in a word.



This term we are teaching Phase 2

- These are the first group of letters and sounds your child will learn.
- We start teaching from the first full week of Reception.
- The lessons are fun, interactive, engaging and have been designed to gradually build over time.



We teach Phase 2 in this order

Reception Autumn 1

	Phase 2 graphemes	New tricky words
Week 1	s a t p	
Week 2	l n m d	
Week 3	g o c k	is
Week 4	ck e u r	I
Week 5	h b f l	the

Reception Autumn 2

	Phase 2 graphemes	New tricky words
Week 1	ff ll ss j	put* pull* full* as
Week 2	v w x y	and has his her
Week 3	z zz qu words with s /s/ added at the end (hats sits) ch	go no to into
Week 4	sh th ng nk	she push* he of
Week 5	<ul style="list-style-type: none"> • words with s /s/ added at the end (hats sits) • words ending s /z/ (his) and with s /z/ added at the end (bags) 	we me be

*The tricky words: 'put', 'pull', 'full' and 'push' may not be tricky in some regional pronunciations; in which case, they should not be treated as such.

We teach blending so your child learns to read

- Teacher-led blending is taught throughout Phase 2.
- Our aim is to teach every child to blend by Christmas.
- We will monitor and assess each child's progress, on a lesson by lesson basis and provide extra support where necessary, to ensure that they stay on track.



Tricky words

- These words have unusual spellings e.g. he, the, was.
- They are taught in a systematic way.
- Children are now learning to read the Phase 2 tricky words: is, I, the, put, pull, full, as, and, has, his, her, go, no, to, into, she, push, he, of, we, me, be.





Reading and spelling









Spelling



- Your child will be taught how to spell simple words, using the graphemes they have been taught.
- They will practise the correct formation of letters.

Phase 2 grapheme information sheet

Autumn 1

Grapheme and mnemonic	Picture card	Pronunciation phrase	Formation phrase
 s	 snake	Show your teeth and let the s hiss out sssss sssss	Under the snake's chin, slide down and round its tail.
 a	 astronaut	Open your mouth wide and make the a sound at the back of your mouth aaa	Around the astronaut's helmet and down into space.
 t	 tiger	Open your lips, put the tip of your tongue behind your teeth and press ttt	From the tiger's nose to its tail, then follow the stripe across the tiger.
 p	 penguin	Bring your lips together, push them open and say ppp	Down the penguin's back, up and around its head.



How do we teach spelling?



- Say the word.
- Segment the sounds.
- Count the sounds.
- Write them down.










Reading practice sessions are:

- timetabled three times a week- Mon/ Tues/ Wed
- taught by a trained teacher/teaching assistant
- taught in small groups
- children in Reception will start bringing books home on Wednesday this week.

The children will read at home with you and then return book on the following Monday to start a new book.



Books going home





Please do not put water bottles in book bags- in case they leak onto books- thank you!

Supporting your child with phonics

It is really important that you pronounce the sounds correctly at home if you are supporting your child. There are videos on the Little Wandle website (parents section) to help you:

<https://www.littlewandlelettersandsounds.org.uk/resources/for-parents/>



**Phase 2 sounds taught in
Reception Autumn 1**



**Phase 2 sounds taught in
Reception Autumn 2**

Little Wandle Resources for Home Learning

- [If you would like to, you can purchase packs of grapheme cards like the ones we use in school, for your child to practise with at home:](#)
- <https://collins.co.uk/pages/little-wandle-at-home>
- <https://www.amazon.co.uk/little-wandle/s?k=little+wandle>

Big Cat Phonics for Little Wandle Letters and Sounds Revised - Little Wandle at Home First Phonics Flashcards for Reception (Big Cat Phonics for Little Wandle Letters and Sounds Revised)

Format: Other
 Publication Date: 12-09-2022
 ISBN: 978-0-00-856373-8

[More Details](#)

Retail Price RRP £6.99

Big Cat Phonics for Little Wandle Letters and Sounds Revised - Little Wandle at Home More Phonics Flashcards for Reception (Big Cat Phonics for Little Wandle Letters and Sounds Revised)

Format: Other
 Publication Date: 12-09-2022
 ISBN: 978-0-00-858754-3

[- 1 + Add to basket](#)

[More Details](#)

Retail Price RRP £6.99

Big Cat Phonics for Little Wandle Letters and Sounds Revised - Little Wandle at Home Phonics Flashcards for Year 1 (Big Cat Phonics for Little Wandle Letters and Sounds Revised)

Format: Other
 Publication Date: 12-09-2022
 ISBN: 978-0-00-856374-5

[- 1 + Add to basket](#)

[More Details](#)

Retail Price RRP £6.99