

# Lea CE Primary School

## 2023 Outcomes

### Early Years Foundation Stage

10 pupils

Good Level of Development: 70 % (2022 national average: 65%)

### Phonics Check

10 pupils	2023 school	2022 national
Year 1	100%	75 %

### End of Key Stage 1 Attainment:

16 pupils	2023 school expected	2022 unvalidated national	2023 greater depth	2022 unvalidated national
reading	75	67	19	18
writing	69	58	13	8
mathematics	69	68	19	15
RWM combined	56	54	6	

### End of Key Stage 2 Attainment:

Percentage reaching the expected standard (scaled scores 100+)







Percentage reaching greater depth standard (scaled scores 110+)

15 pupils (1 disapplied)	2023 school expected	2023 unvalidated national	2023 greater depth	2023 unvalidated national	Average Scaled Score
reading	80 (86)	73	33 (36)	28	108
writing	73 (79)	71	40 (43)	13	
mathematics	73 (79)	73	27 (29)	22	106
SPAG	80 (86)	72	27 (29)	28	105
RWM combined	53 (63)	59	20 (21)	7	

( ) % without disapplied child

## End of Key Stage 2 progress

### PROGRESS

Subject	Level	Lea CofE Primary School (3347)	Local Authority - Herefordshire	
		Value	Value	Gap
Reading	Avg. Prog. Score	0.98 	0.30 	+0.68
	Conf. Int.	±3.63 -2.65 to +4.61	±0.29 +0.01 to +0.59	n/a
Writing	Avg. Prog. Score	0.19 	0.73 	-0.54
	Conf. Int.	±3.37 -3.18 to +3.56	±0.28 +0.45 to +1.01	n/a
Maths	Avg. Prog. Score	-0.07 	-0.15 	+0.08
	Conf. Int.	±3.42 -3.49 to +3.35	±0.28 -0.43 to +0.13	n/a

### Y4 Multiplication check

Total number of children	Achieving score 25
15 1 did not take test – working below expectations	0% (National 27%) Average score 14.8 (National 19.8) <i>Without child who could not access the test – 15.9</i>